

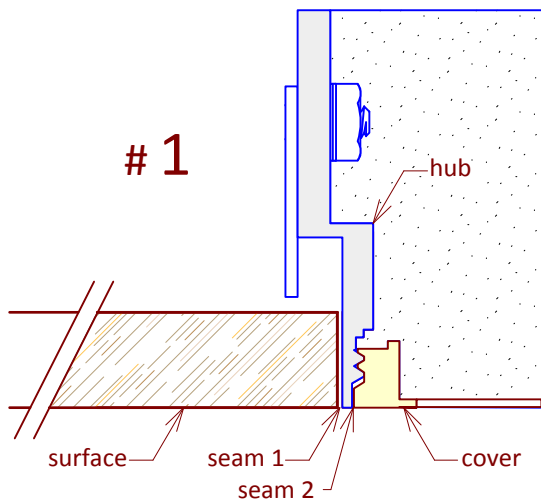
Poke-through Box Kit Installation Guide

for horizontal or vertical applications in tile, wood, stone, metal and other solid mounting surfaces

UL Listed - Patented

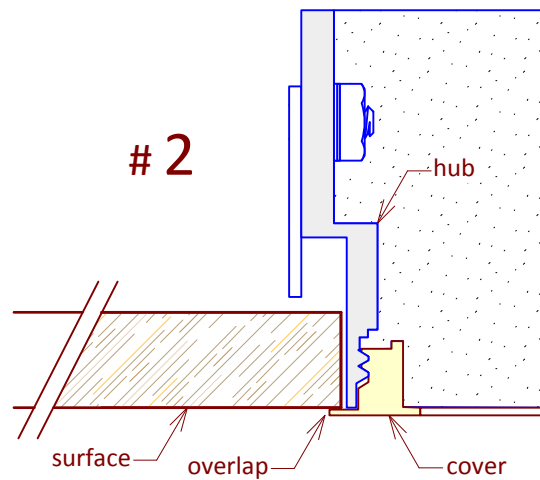
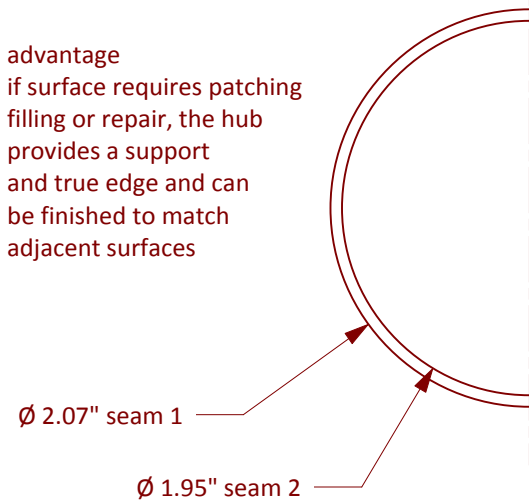
Spot on Lighting
313 Halstead Avenue
Mamaroneck, NY 10543
914-777-3338

Poke-through Trim Options 1, 2 and 3



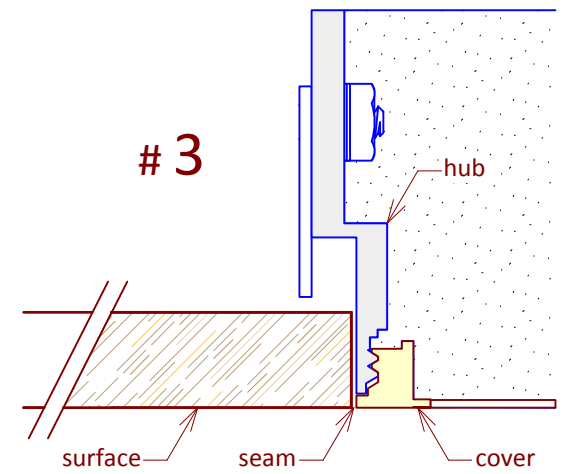
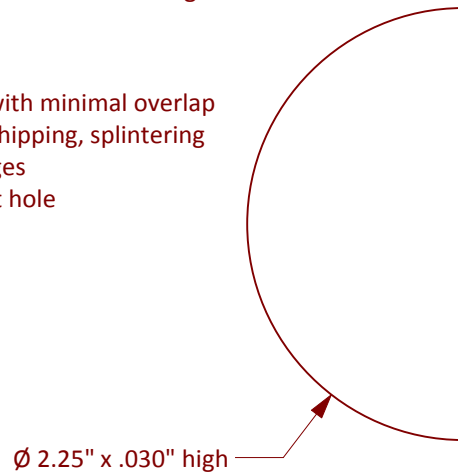
trim option #1
2 hairline seams between the surface, hub and cover flush and aligned

advantage
if surface requires patching filling or repair, the hub provides a support and true edge and can be finished to match adjacent surfaces



trim option #2
minimal overlap conceals edge of hole 2.25 inches diameter x 0.03 inches high


advantage
covers seam with minimal overlap used to hide chipping, splintering and rough edges of a poorly cut hole



trim option #3
1 hairline seam between the surface and cover flush + aligned

advantage
highest level of finish

disadvantage
requires a perfectly cut hole with no chipping, splintering, rough edges or chamfering




Poke-through Trim Options 1, 2 and 3

for horizontal or vertical applications in tile, wood, stone, metal and other solid mounting surfaces

UL Listed - Patented

Spot on Lighting
313 Halstead Avenue
Mamaroneck, NY 10543
914-777-3338



Poke-through Box Adapter for Twist-lock Fittings

parts identification

* = alternative hole patterns available for special situations

Spot on Lighting
313 Halstead Avenue
Mamaroneck, NY 10543
914-777-3338